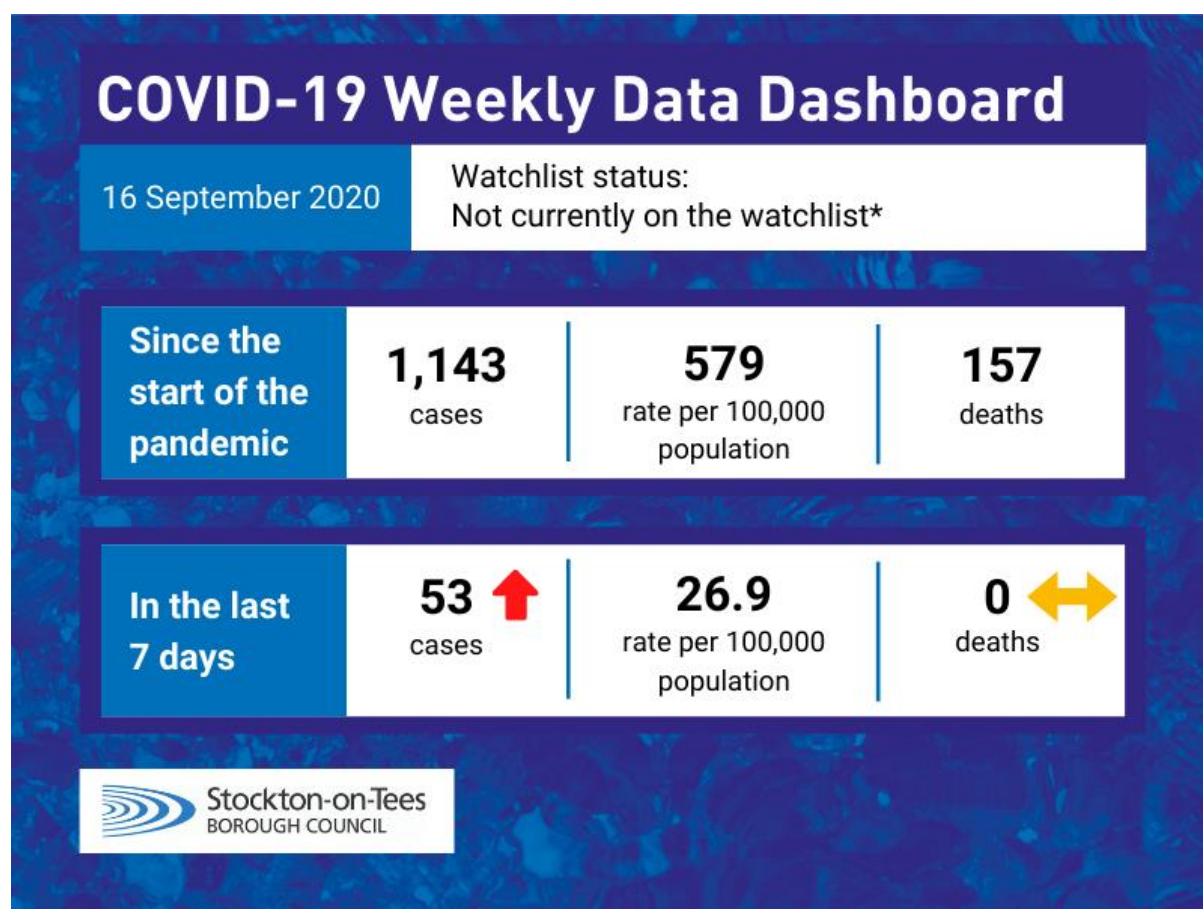


# COVID-19 Dashboard – Stockton-on-Tees

Wednesday 16 September 2020



## Local Authority Watchlist

Public Health England maintain a Local Authority “Watchlist” which identifies the Local Authorities who are either an area of concern; an area that requires enhanced support or an area that requires an intervention due to the incidence of COVID-19.

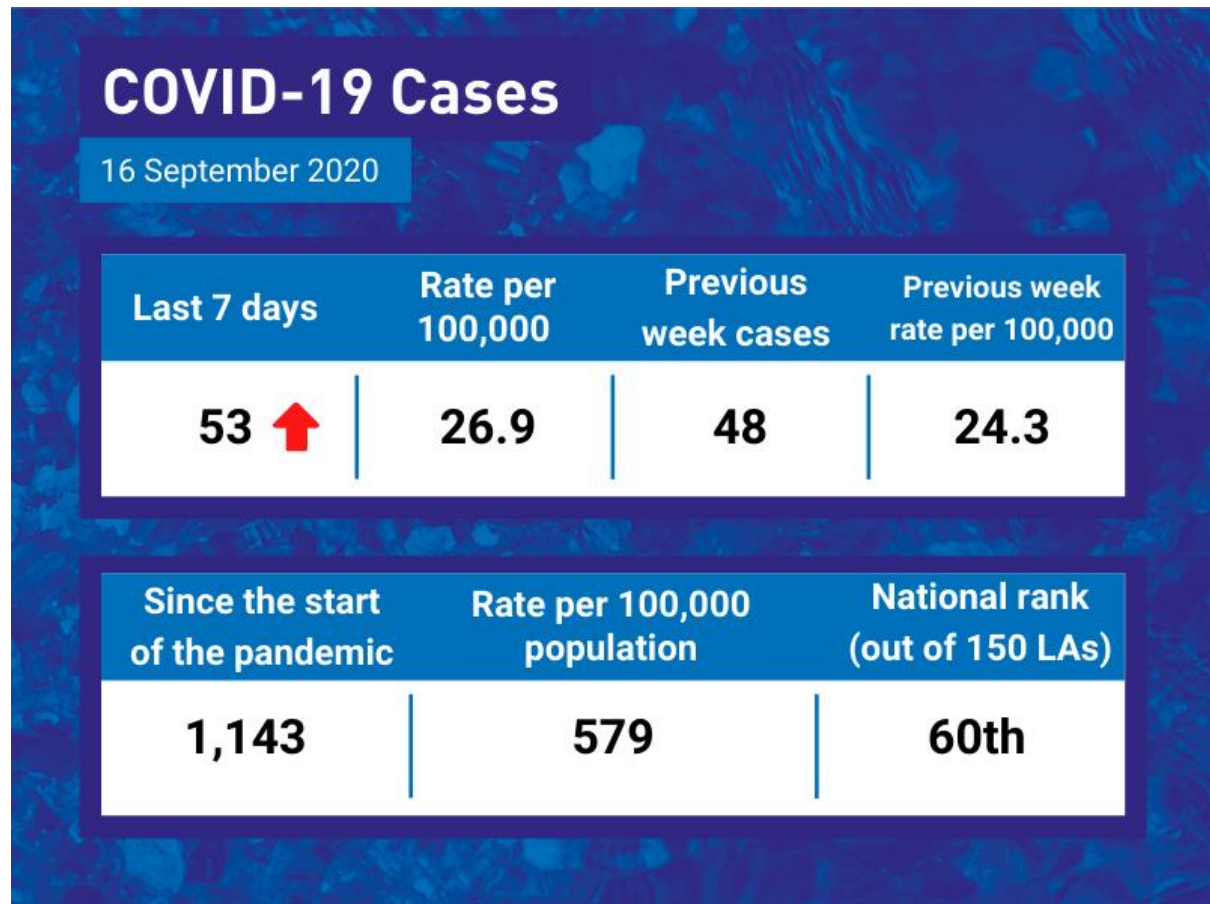
The Watchlist classification uses definitions as set out in the Contain Framework as:

- **Area(s) of concern**—for areas with the highest prevalence, where the local area is taking targeted actions to reduce prevalence e.g. additional testing in care homes and increased community engagement with high risk groups
- **Area(s) for enhanced support**—for areas at medium/high risk of intervention where there is a more detailed plan, agreed with the national team and with additional resources being provided to support the local team (e.g. epidemiological expertise, additional mobile testing capacity)
- **Area(s) of intervention**—where there is divergence from the measures in place in the rest of England because of the significance of the spread, with a detailed action plan in place, and local resources augmented with a national support

Stockton-on-Tees is not currently on the watchlist.

[Click here](#) for the national COVID-19 surveillance report including the current Public Health England Local Authority Watchlist. The national alert level remains at level 3.

## COVID-19 Cases

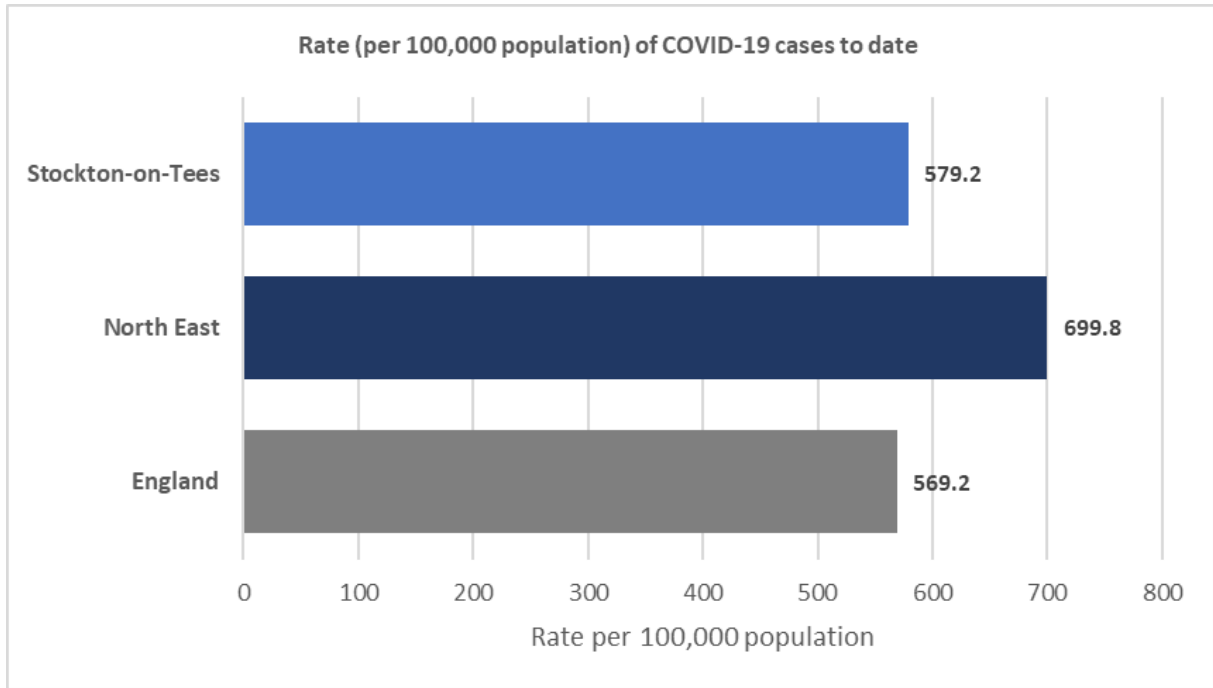


There were 53 cases of COVID-19 in Stockton-on-Tees in the last seven days, this is higher than the previous week, which saw 48 positive cases.

Since the start of the pandemic, there have been 1,143 cases of COVID-19 in Stockton-on-Tees.

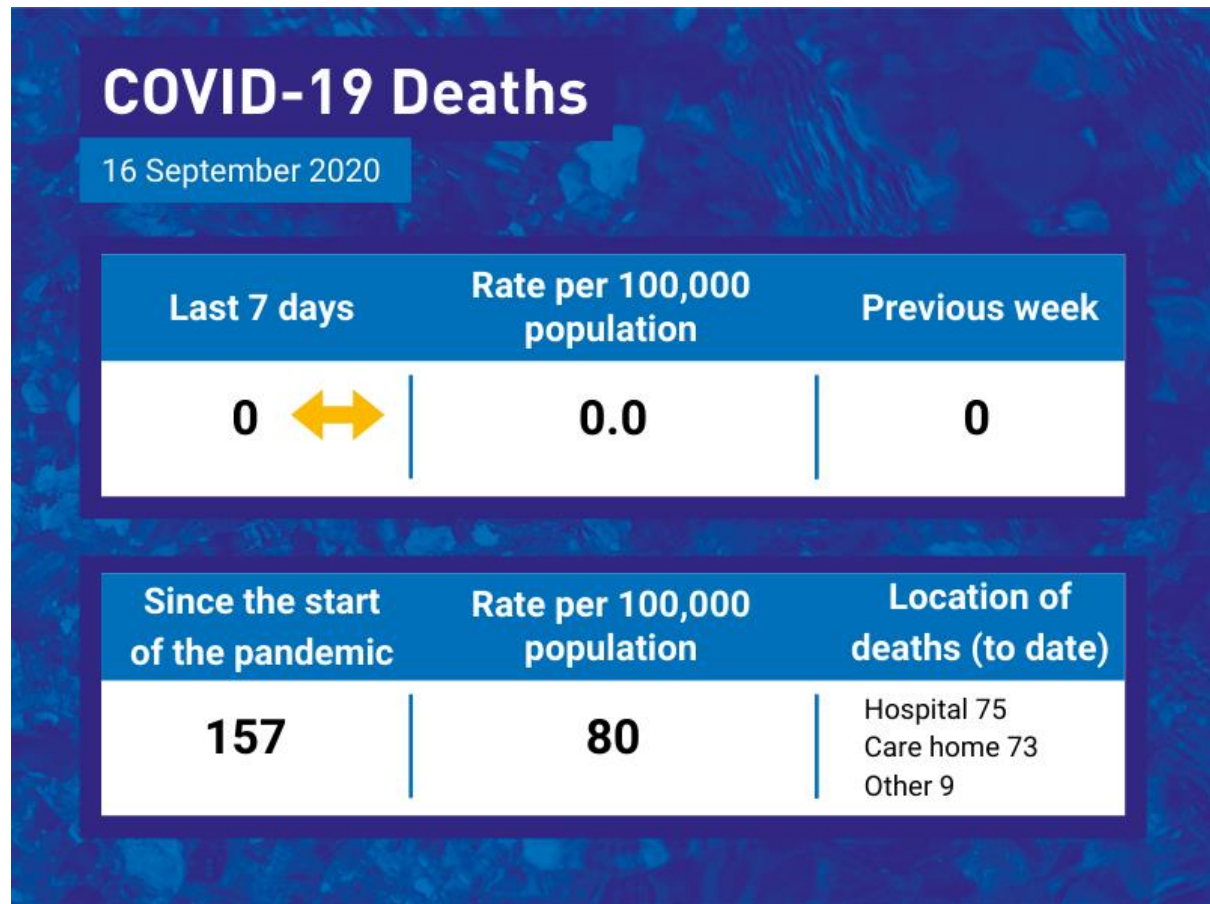
The rate of COVID-19 cases in Stockton-on-Tees (579.2 per 100,000 population) is ranked 60th highest (out of 150 UTLAs) in England.

The rate of COVID-19 cases in Stockton-on-Tees (to date) is lower than the North East average, but higher than the England average.



*Please note – The number of cases in the “Previous week” may be different to last week, as cases are often retrospectively added to the Government COVID-19 dashboard.*

## COVID-19 Deaths



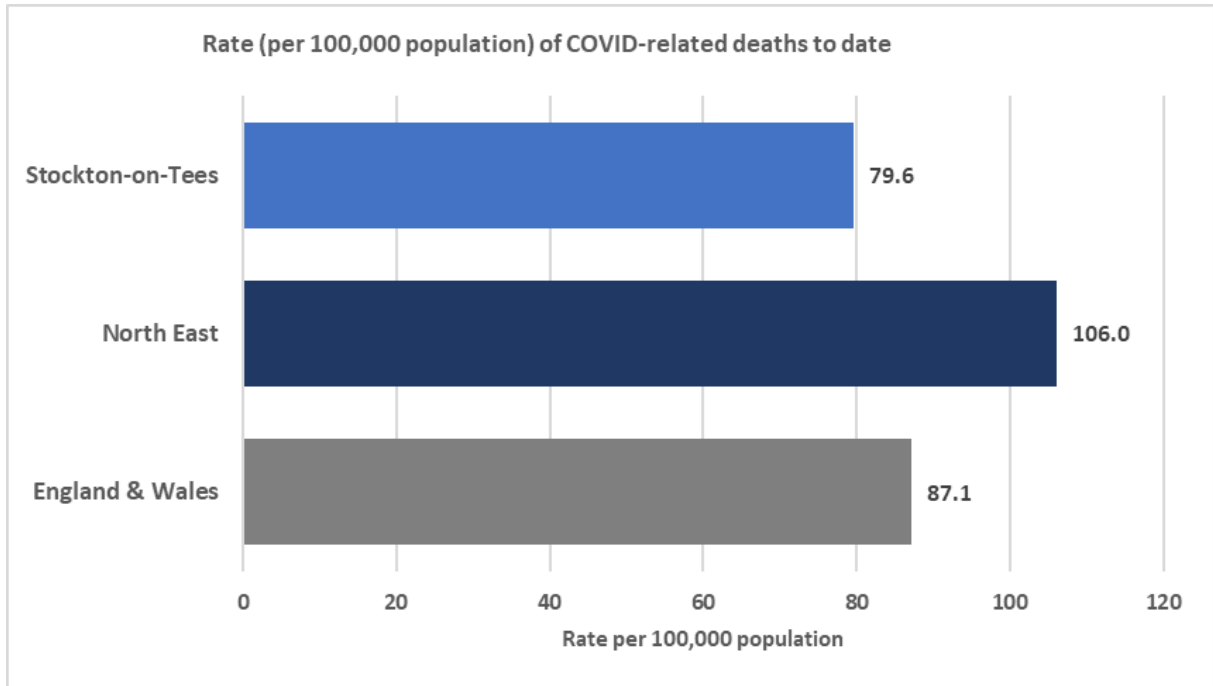
There were 0 COVID-19 related deaths in Stockton-on-Tees in the last seven days, this is the same as the previous week which saw 0 COVID-19 related deaths.

[Click here](#) for mortality rates involving the coronavirus (COVID-19) in Stockton-on-Tees by Middle Super Output Area (MSOA).

Since the start of the pandemic, there have been 157\* COVID-19 related deaths in Stockton-on-Tees.

The rate of COVID-19 related deaths in Stockton-on-Tees (79.6 per 100,000 population) is ranked 188th highest (out of 336 LTLAs) in England & Wales.

The rate of COVID-19 related deaths in Stockton-on-Tees (to date) is lower than the North East and England & Wales averages.



*\*The number of COVID-related deaths in Stockton-on-Tees are provided by the Office for National Statistics (ONS). The ONS method of counting COVID-19 related deaths are “deaths that have been registered where COVID-19 is mentioned anywhere on the death certificate”.*

**Data Sources:**

COVID-19 Cases Government (Weekly data range: Mon 06 September – Sun 13 September 2020)

COVID-19 Deaths ONS (Data release Tues 15 September 2020)