

# COVID-19 Data Dashboard

Area: Stockton-on-Tees Borough Council

Data Source: COVID-19 Cases Government (Weekly data range: Mon 24 – Sun 30 August 2020)  
COVID-19 Deaths ONS (Data release Tues 25 August 2020)

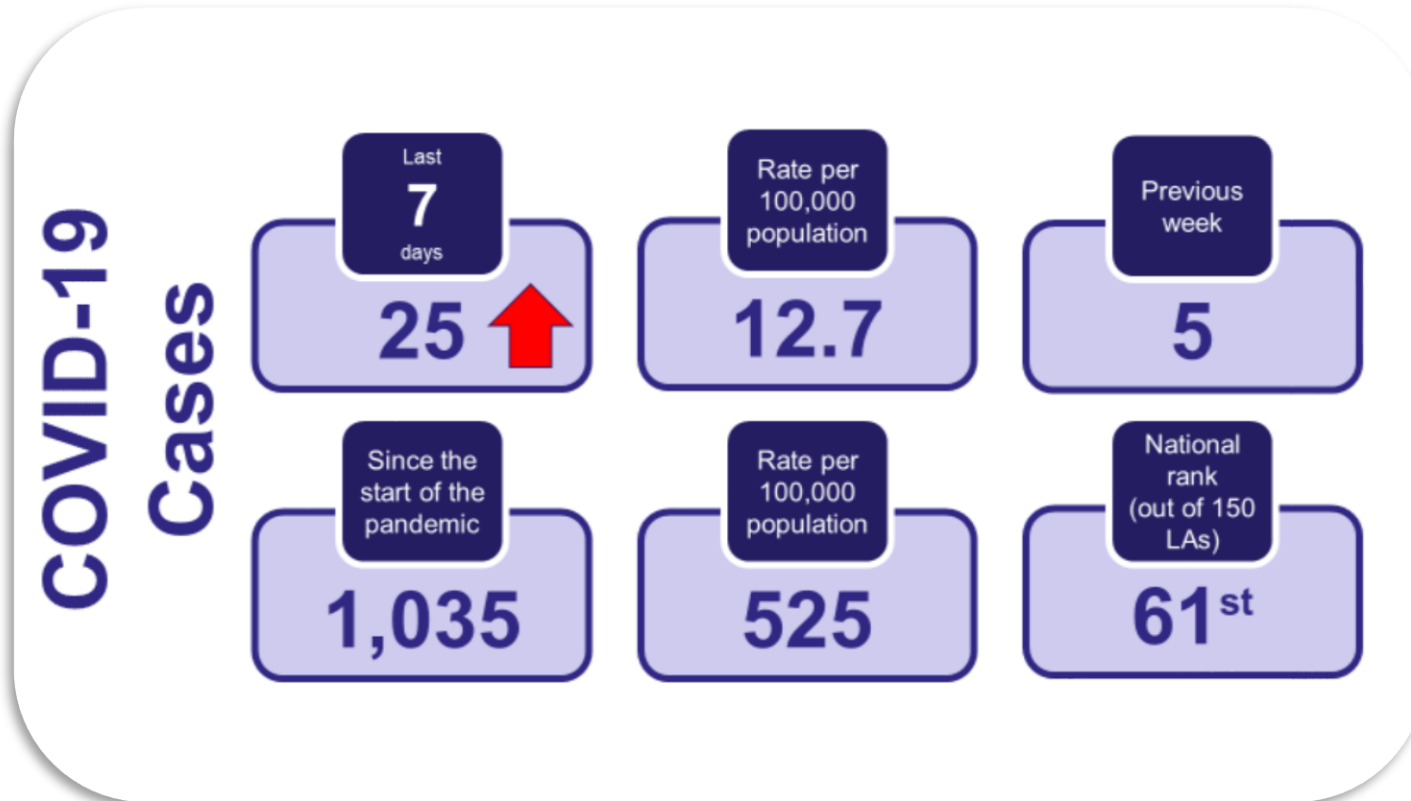
- Published: Wednesday 02 September 2020

Public Health England maintain a Local Authority “Watchlist” which identifies the Local Authorities who are either an area of concern; an area that requires enhanced support or an area that requires an intervention due to the incidence of Covid-19. Stockton-on-Tees is not currently on the watchlist. [Click here](#) for the national COVID-19 surveillance report incl. the current Public Health England Local Authority Watchlist.

- Current national alert level:

Level	Description	Action
3	A COVID-19 epidemic is in general circulation	Gradual relaxing of restrictions and social distancing measures

# COVID-19 Cases

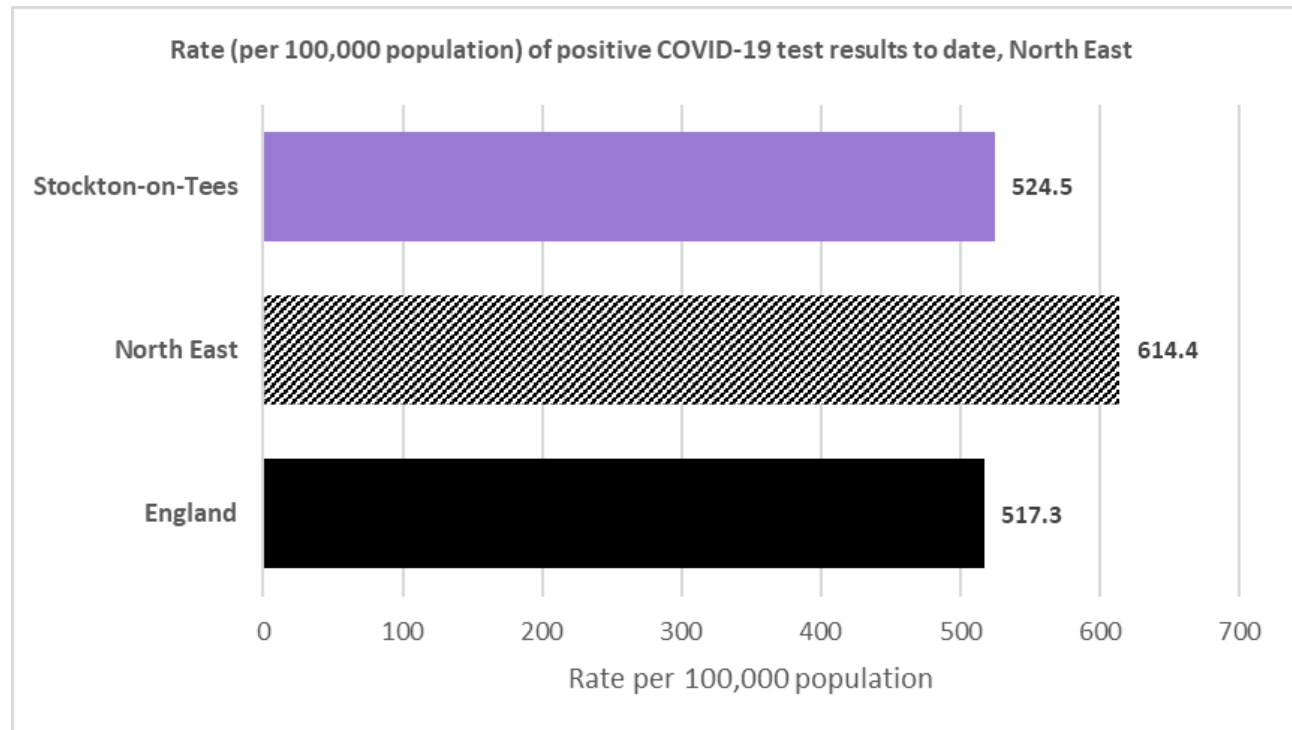


There were **25** cases of COVID-19 in Stockton-on-Tees in the last seven days, this is **higher** than the previous week, which saw **5** positive cases.

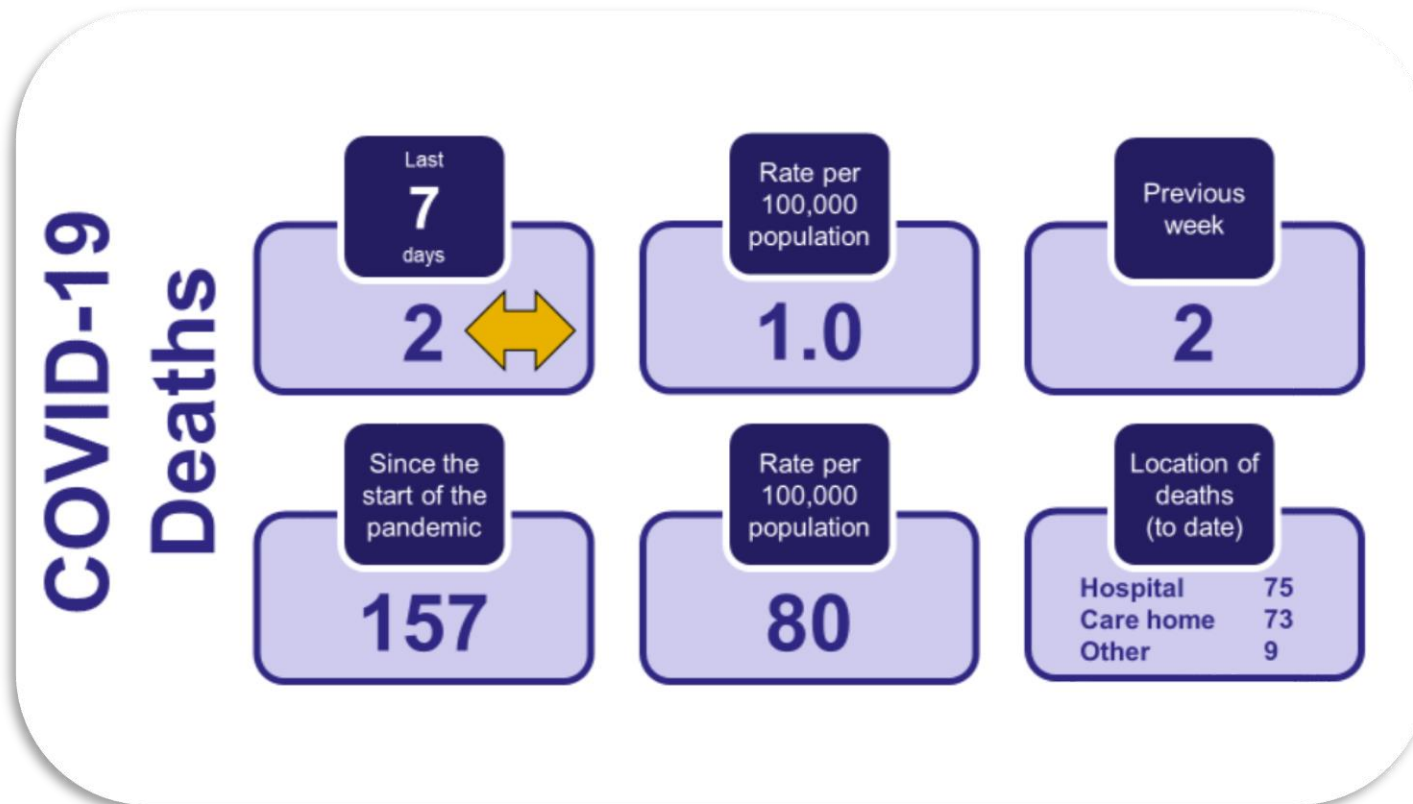
*Please note – The number of cases in the “Previous week” may be different to last week, as cases are often retrospectively added to the Government COVID-19 dashboard.*

# COVID-19 Cases

- Since the start of the pandemic, there have been **1,035** cases of COVID-19 in Stockton-on-Tees.
- The rate of COVID-19 cases in Stockton-on-Tees (525 per 100,000 population) is ranked **61<sup>st</sup>** highest (out of 150 UTLAs) in England.
- The rate of COVID-19 cases in Stockton-on-Tees (to date) is lower than the North East average but higher than the England average.



# COVID-19 Deaths

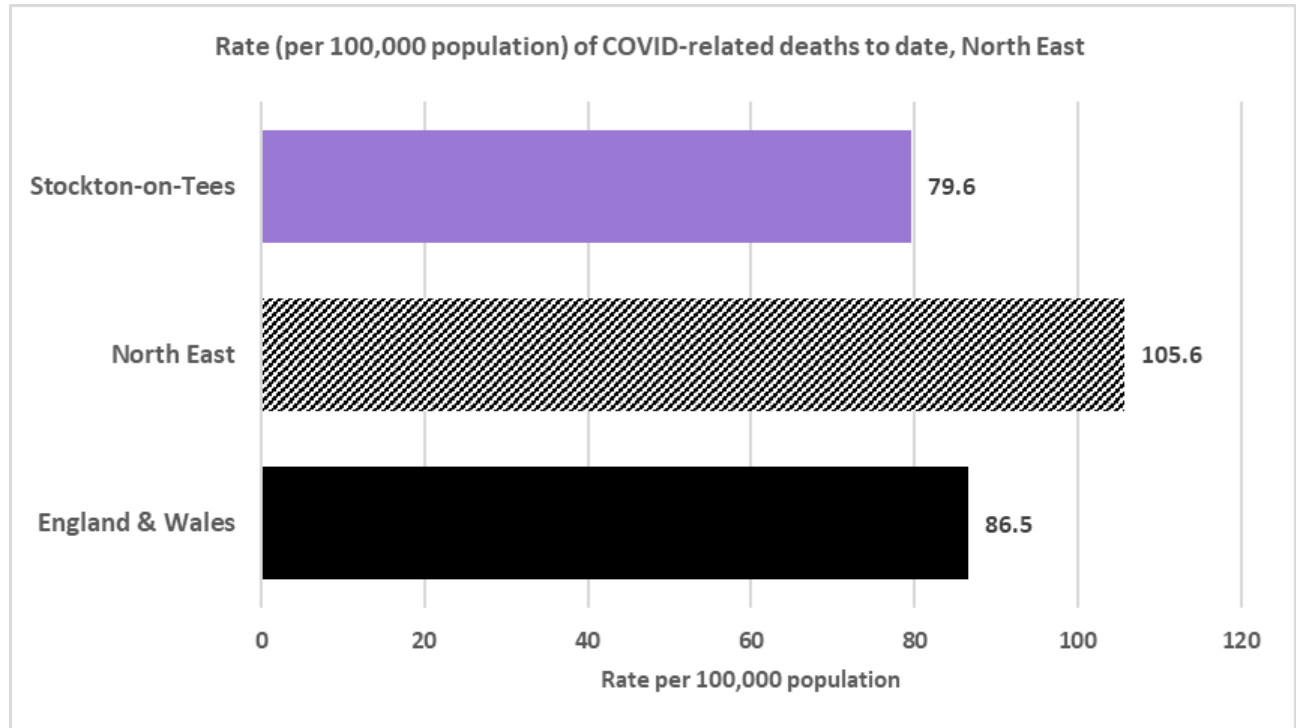


There were **2** COVID-19 related deaths in Stockton-on-Tees in the last seven days, this is **the same as** the previous week which saw **2** COVID-19 related deaths.

[Click here](#) for mortality rates involving the coronavirus (COVID-19) in Stockton-on-Tees by Middle Super Output Area (MSOA).

# COVID-19 Deaths

- Since the start of the pandemic, there have been **157\*** COVID-19 related deaths in Stockton-on-Tees.
- The rate of COVID-19 related deaths in Stockton-on-Tees (79 per 100,000 population) is ranked **184<sup>th</sup>** highest (out of 336 LTLAs) in England & Wales.
- The rate of COVID-19 related deaths in Stockton-on-Tees (to date) is lower than the North East and England & Wales averages.



*\*The number of COVID-related deaths in Stockton-on-Tees are provided by the Office for National Statistics (ONS). The ONS method of counting COVID-19 related deaths is "deaths that have been registered where COVID-19 is mentioned anywhere on the death certificate".*